

STRIPWOUND HOSE FOR INDUSTRIAL APPLICATIONS



**TO
CONNECT
AND
PROTECT**

ANAMET INDUSTRIAL SOLUTIONS
ANACONDA SEALTITE®



Our Commitment

***Anamet Industrial Solutions at ANAMET Electrical, Inc.
is committed to always meet or exceed
our customers' expectations.***

ANAMET Difference

Anamet Industrial Solutions, a part of ANAMET Electrical, Inc., is a global leader in offering the highest quality products, superior service and pioneering innovations for the industrial stripwound hose markets.

Customer Service

Call 800-230-3718 or send an email to info@anametindustrialsolutions.com for quick and efficient responses.

Custom Detailing

We construct the hose to your detailed specifications, ready to be installed.

Experience

Proprietary engineering techniques and knowledge delivers durable metal stripwound hose.

Focus

We supply metal stripwound hose to the world from one factory in Mattoon, Illinois.

Global

Distributors and partners provide worldwide access to stripwound hose.

Certified Products

We sustain product certification in the Americas and worldwide.

Anamet Electrical offers a 3 business day commitment on non-standard price requests.

Contact Us

ANAMET Electrical, Inc.
1000 Broadway Ave. East
Mattoon, IL 61938

Customer Service: (800) 230-3718
Fax: (800) 677-2706
Email: info@anametindustrialsolutions.com



Office hours: 7:00 am - 4:00 pm CST - Monday-Friday

Find us on the web! Visit www.anametindustrialsolutions.com





ANAMET Industrial Solutions manufactures metal stripwound hose at ANAMET Electrical, Inc. Our products conform to international standards, helping our customers create innovative consumer goods, next-generation telecommunication, transportation, automation and robots. Our past solutions for customer needs include long-wave radio antennas (1934), buoyant cable (1940), liquid tight, metal conduit (1942) and UL listed, liquid tight, electrical conduit (1949).

Metal hose has been our business since 1908, when the American Metal Hose Branch was formed at the American Brass Company in Waterbury, Connecticut. A new factory was built at Mattoon, Illinois in 1956. Privately held ANAMET Electrical, Inc. has served customers in the USA and abroad with our international affiliates ANAMET Canada and ANAMET Europe B.V. since 1977.

In Mattoon, Illinois, over 230,000 square feet of floor space is under one roof, including resources for product development, tool making, machine building, manufacturing, testing and certification. Our continuous product reviews and tests for consistency and durability allow customers to concentrate on their own productivity.

Contact us today for durable solutions for connection, protection and industrial applications. Visit our website at www.anametindustrialsolutions.com to explore product options.

- Flexible connection for instruments, robots, conveyors and vehicles
- Corrosion resistant, stripwound metal hose
- Armored, flexible shaft casing

INDUSTRIAL CATALOG 02022023





TABLE OF CONTENTS

OUR COMMITMENT	1
INDUSTRIAL HOSE APPLICATIONS	4
INDUSTRIAL ENGINEERING SERVICES	9
INDUSTRIAL METAL HOSE	11
SL GALVANIZED STEEL MULTIFLEX	11
UI 304 STAINLESS STEEL ULTRA-FLEX	12
SLI 316 STAINLESS STEEL MULTIFLEX	13
UIG GALVANIZED STEEL ULTRA-FLEX	14
SL-CAP/UI-CAP STAINLESS STEEL CAPILLARY ARMOR	15
SLB STAINLESS STEEL SL WITH BRAID	16
UIB STAINLESS STEEL UI WITH BRAID	17
CORD GRIPS	18
BAYONET FITTINGS	19
CONDUIT CUTTING INSTRUCTIONS	20
CONDUIT PACKAGE OPTIONS	20
SERVICES FOR STRIPWOUND HOSE	21
PART NUMBER INDEX	22



INDUSTRIAL HOSE APPLICATIONS

EXHAUST HOSE

Stripwound exhaust hose is manufactured in diameters from three-quarters of one inch up to eight inches. The fully interlocked profile design allows for varying compression, extension and bend diameters, even allowing exhaust hose to be positioned and stay bent. This hose allows a secure exhaust path around rigid structures, saving design and manufacturing time required for rigid pipe. Exhaust hose flexibility is reliable in three dimensions, within the published bend radius. Hose can be purpose-built with continuous-cord exhaust seals. Construction in aluminum, galvanized steel or 304 stainless steel provides variation in weight, tensile strength and crush resistance, without sacrificing flexibility.

Applications

Underground vehicles, enclosed-space exhaust or ventilation, exhaust collection, flexible last-yard connection for fume, humidity and temperature control systems, mobile containment or ventilation systems, evacuation, conveyors, protection for cables or tubing, engine exhaust (aftermarket and OEM) and vacuum and ventilation lines



BAR HOSE

Bar hose is polished to a high shine for hygienic and appealing back bar and bar-top service in the food service industry. Bar hose is 304 stainless steel (or available in 316 stainless steel) which is corrosion resistant and easily cleaned and decontaminated. Bar hose is usually one inch in diameter to cover and protect potable water or other liquid-rated hose and connections from damage and contamination. Bar hose has a fully interlocked profile that is crush resistant and flexible. The hose is cut to specific lengths and deburred. A ferrule or sleeve is welded on each hose end for quick and secure field installation or removal. Customers may specify cut length, sleeve installation and amount of burnishing.

Applications

Hose protection for liquid dispensing in restaurants, bars and general food service



SECURITY SYSTEM ARMOR

Crush, cut and corrosion resistant stainless steel stripwound hose connects and protects critical safety systems. Metal stripwound hose provides million-cycle flexibility and protection from strain, accidental contact, intrusion and mechanical wear for wiring, cable and optical fiber.

Applications

Protection for connections to cameras, scanners, microphones, luggage inspection devices, monitors, and security and surveillance systems



TELEPHONE CORD ARMOR

Stainless steel, fully interlocked stripwound hose connects and protects telephone handset connections. ANAMET hose has been used in international airports and public telephone booths worldwide. Metal hose prevents accidental contact, intrusion and mechanical wear for wiring, cable and optical fiber in present and next-generation telecommunication systems.

Applications

Protection for connections to telephone handsets, scanners, cameras and microphones



INSTRUMENTATION ARMOR

Aluminum, galvanized steel, brass and stainless steel stripwound hose protects wiring. Every production run of hose is tested to conform to UL and other international performance standards. Metal stripwound hose provides million-cycle flexibility and protection from temperature extremes, strain, accidental contact, intrusion, mechanical wear and chemical exposure for wiring, cables and optical fiber. Bayonet fittings are available.

Applications

Protection for connections to thermocouples, strain gauges, relays, sensors, capillary tubes, fiberoptic cables and sensors, transducers and heater elements on structures, engines, motors, enclosures, piping, ductwork, ovens, furnaces and chillers



GAS HOSE

Stripwound hose has stainless steel or galvanized steel cores, cord packing, 304 stainless steel wire braid and a PVC jacket to provide a gas-tight seal above 30 psi.

Applications

Pressurized natural gas or propane short-run delivery for recreational use, stoves, grills, fire pits, heaters, furnaces, vehicles and forklift machinery



NON-CIRCULAR HOSE

Non-circular flexible metal hose is usually formed from continuously interlocked hot dipped zinc galvanized steel core for exceptional crush and corrosion resistance. Hose may be formed in an oval or other non-circular shapes for routing in confined spaces.

Applications

OEM applications in office furniture and medical equipment



BULK MATERIAL HOSE AND FITTINGS

Large interlocked stripwound hose with a smooth bore is available. The smooth bore stripwound hose has a fully interlocked core with cord packing that prevents pressure loss and an inner stripwound liner. The smooth bore hose is for high-volume, one-way, pressurized or vacuum transfer of dry particles, pelletized material, grain or dry fiber. The smooth bore lining prevents contamination, compaction and blockage when the hose is correctly connected for direction of flow.

Applications

Grain transfer, wood chip, pellet or sawdust management, fiber expulsion, pellet transfer or vacuum cleaning



MEDICAL HOSE

304 and 316 stainless steel stripwound hose with a thermoplastic, anti-microbial jacket supports machine design and manufacturing for medical environments. Food grade fittings and hose conform to NSF and FDA standards. These fittings and hose withstand rigorous cleaning and decontamination regimens, without deviating from public health requirements.

Applications

Non-contact zone power supply for medical equipment, armored protection for wires and cables in telemedicine applications and protection of connections in Food Zone Splash Zones



FOOD GRADE HOSE

Stripwound metal and extruded thermoplastic hose with a thermoplastic, anti-microbial jacket supports machine design and manufacturing for food manufacturing, handling and service environments. Food grade fittings and hose conform to NSF and FDA standards. These fittings and hose withstand rigorous cleaning and decontamination regimens, without deviating from public health requirements. Associated fittings and hose are approved for use in NSF designated Food Zone Non-Contact and Splash Zones, but not in Contact Zones.

Applications

Wire and cable protection or shield around moving parts in Food Zone Non-Contact Zone or Splash Zone



POSITIONABLE HOSE

Fully interlocked stripwound hose profiles can be formed to constrain flexibility, while delivering crush resistance, a reliable ground path and tensile strength. Stainless steel can take a high polish for an appealing mirror-like shine, while aluminum can deliver flexible positioning with comparatively lighter weight than stainless steel. A thermoplastic jacket can be applied for a liquid tight hose, and the jacket can be made in bright Pantone Matching System colors.

Applications

Lamp stands, lighting fixtures, microphone stands, fuel and lubrication tubing, short whips, pointable hose, semi-rigid support stands, control jigs and test fixtures for commercial and industrial piecework



CASING

Circular metal hose profiles can be formed to be less flexible, providing a sturdy tube, reducing equipment weight for shields around moving parts.

Applications

Power takeoffs, driveshafts and generator couplings



INDUSTRIAL ENGINEERING SERVICES

We solve problems in protecting and connecting electricity and equipment by developing and manufacturing stripwound metal hose.

We annually cycle through requirements definition, production, testing and certification to create new products. Continuous work in these four phases allows us to meet customer needs.

REQUIREMENTS DEFINITION

We help customers define the scope of their problem, including material properties, tolerances, regulatory standards and environmental factors.

The operational envelope for stripwound hose is defined to make sure there is understanding about the desired product.

We are familiar with metal, machining and the standards set by regulatory agencies. This offers solutions to customers that meet needs and surpass limitations of other material, production techniques and technologies.

When customers face a world of complex choices, we deliver durable solutions.



PRODUCTION

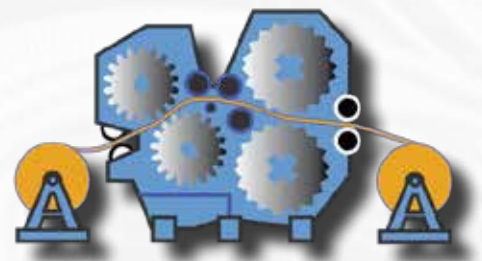
We can provide solutions, not just impressive images on screen or paper.

In-house tool making and machine building adds versatility.

We can also change tooling rapidly, delivering a variety of sizes and convolution shapes in stripwound hose.

Metal, shape, compression, extension, packing, lubrication and finishes provide options to our customers.

We can make metal hose in short production runs to prove the hose meets requirements.



TESTING

Daily operations include testing and record keeping for incoming materials and production runs.

A knowledge repository and calibrated test equipment provide a base for prediction and control of hose construction.

At the start of each production run or after tooling adjustment, tests are done to make sure sample hose is consistent with established standards.

Hose must meet functional standards to pass through to successive production steps.

This approach is applied to construction variations that serve a customer's particular needs.




CERTIFICATION

Historical compliance with international standards for electrical conduit and industrial hose provides a base for future certification.

Our products continue to meet certification requirements, aligned with advancing standards among regulatory agencies.

Product certification is sustained by frequent independent laboratory tests, audits, inspections and submissions to agencies in the Americas and Europe. We also participate in industrial oversight groups domestically and abroad.

This work saves customers time and money in finding durable solutions for connection and protection using stripwound metal hose.



We do the paperwork, saving customers from time consuming and costly regulatory submissions.



SL MULTIFLEX

GALVANIZED STEEL SL MULTIFLEX CONDUIT



DESCRIPTION


- Ultra flexible galvanized steel conduit
- Designed for OEM applications where high flexibility but no approvals are required
- Installs easily using standard armored or flexible conduit connectors

SPECIFICATIONS

- Constructed of continuously interlocked hot dipped zinc galvanized steel core for exceptional crush and corrosion resistance
- Temperature: +450°F (+232°C) max.
- Exceptional flexibility for tight "U" bend radius

APPLICATIONS

- OEM applications where tight bend radius is required, but no approvals are required



Square-Locked Design
with cord packing 5/16 - 1-1/4"



Interlocked Design
1/4" and 1-1/2" - 6"



Trade Size (inches)	Item ID	Inside Diameter (inches)		Outside Diameter (inches)		Bend Radius (inches)	Weight (lbs/100 ft)
		Min	Max	Min	Max		
1/4	435979	0.245	0.260	0.360	0.375	1.8	10.0
5/16	435989	0.390	0.405	0.495	0.510	2.0	14.2
3/8	435999	0.485	0.505	0.600	0.620	2.5	13.1
1/2	436009	0.620	0.640	0.735	0.755	2.5	16.4
3/4	436019	0.815	0.835	0.930	0.950	3.0	22.3
1	436029	1.030	1.055	1.170	1.195	4.0	31.2
1-1/4	436039	1.370	1.395	1.510	1.535	4.5	40.6
1-1/2	436049	1.575	1.600	1.725	1.750	5.5	62.6
2	436059	2.020	2.045	2.170	2.195	7.0	79.4
2-1/2 *	434069	2.480	2.505	2.640	2.665	9.5	117.7
3 *	434079	3.070	3.100	3.310	3.340	15.0	179.7
3-1/2 *	434099	3.500	3.540	3.740	3.780	16.0	198.3
4 *	434089	4.000	4.040	4.240	4.280	17.0	225.5
5"	436149	4.975	5.035	5.275	5.335	22.0	364.0
6"	436159	6.015	6.075	6.315	6.375	30.0	437.5

*SIZES 2-1/2" THRU 4" ARE PRODUCED WITH AN INTERLOCK DESIGN



UI SS ULTRA-FLEX

304 STAINLESS STEEL ULTRA-FLEX UI



DESCRIPTION

- Flexible Stainless Steel capillary armor
- Designed for OEM applications where corrosion is an issue and no approvals are required

SPECIFICATIONS

- Type 304 stainless steel fully interlocked (UI) capillary armor
- Temperature: +450°F (+232°C) max.

APPLICATIONS

- Applications where corrosion is an issue and where no approvals are required
- Robots in steel and automotive plants
- Foundries
- Die casting and metalworking machines,
- Closed circuit TV (CCTV) security recording systems and video cameras
- Passenger information systems
- Door locking systems
- Rail sector.



Interlocked Design



Actual ID Size (inches)	Item ID	Inside Diameter (inches) Min	Outside Diameter (inches) Max	Bend Radius (inches)	Standard Carton	Weight (lbs/100 ft)
5/16	512.010.0	0.374	0.492	2	98	14.2
3/8	512.012.0	0.511	0.63	2.5	98	13.1
1/2	512.016.0	0.669	0.827	2.5	98	16.4
3/4	512.022.0	0.866	1.023	3	98	22.3
1	512.025.0	1.023	1.181	4	98	31.2
1-1/4	512.034.0	1.339	1.535	4.5	98	40.6
1-1/2	512.040.0	1.587	1.748	5.5	49	62.6
2	512.050.0	2.032	2.193	7	49	79.4



SLI MULTIFLEX

316 STAINLESS STEEL SL MULTIFLEX CONDUIT



DESCRIPTION

- Ultra flexible galvanized steel conduit
- Designed for OEM applications where high flexibility but no approvals are required
- Installs easily using standard armored or flexible conduit connectors

SPECIFICATIONS

- Constructed of continuously interlocked stainless steel core for exceptional crush and corrosion resistance
- Temperature: +450°F (+232°C) max.
- Exceptional flexibility for tight "U" bend radius

APPLICATIONS

- OEM applications where tight bend radius is required, but no approvals are required
- Steel and iron foundries
- Marine and ship building
- Machine building



Square-Locked Design



Trade Size (inches)	Item ID	Inside Diameter (inches)		Outside Diameter (inches)		Bend Radius (inches)	Weight (lbs/100 ft)
		Min	Max	Min	Max		
3/8	426008	0.484	0.504	0.600	0.620	2.5	13.1
1/2	426009	0.620	0.640	0.735	0.755	2.5	16.4
3/4	426019	0.815	0.835	0.930	0.950	3.0	22.3
1	426029	1.030	1.055	1.170	1.195	4.0	31.2
1-1/4	426039	1.370	1.395	1.510	1.535	4.5	40.6
1-1/2	426049	1.575	1.600	1.725	1.750	5.5	62.6
2	426059	2.020	2.045	2.170	2.195	7.0	79.4



UIG ULTRA-FLEX

GALVANIZED STEEL UIG ULTRA-FLEX CONDUIT



DESCRIPTION

- Ultra flexible galvanized steel conduit
- Designed for OEM applications where high flexibility but no approvals are required
- Installs easily using standard armored or flexible conduit connectors

SPECIFICATIONS

- Constructed of continuously interlocked hot dipped zinc galvanized steel core for exceptional crush and corrosion resistance
- Temperature: +450°F (+232°C) max.
- Exceptional flexibility for tight "U" bend radius

APPLICATIONS

- OEM applications where tight bend radius is required, but no approvals are required
- Robots in steel and automotive plants
- Foundries, die casting and metalworking machines



Interlocked Design



Trade Size (inches)	Item ID	Inside Diameter (inches)		Outside Diameter (inches)		Bend Radius (inches)	Weight (lbs/100 ft)
		Min	Max	Min	Max		
5/16	515.010.0	0.374	-	-	0.492	2.0	14.2
3/8	515.012.0	0.511	-	-	0.630	2.5	13.1
1/2	515.016.0	0.669	-	-	0.827	2.5	16.4
3/4	515.022.0	0.866	-	-	1.023	3.0	22.3
1	515.025.0	1.023	-	-	1.181	4.0	31.2
1-1/4	515.034.0	1.339	-	-	1.535	4.5	40.6
1-1/2	515.040.0	1.587	-	-	1.748	5.5	62.6
2	515.050.0	2.032	-	-	2.193	7.0	79.4
2-1/2	434069	2.480	2.505	2.640	2.665	9.5	117.7
3	434079	3.070	3.100	3.310	3.340	15.0	79.7
3-1/2	434099	3.500	3.540	3.740	3.780	16.0	198.3
4	434089	4.000	4.040	4.240	4.280	17.0	225.5



SL-CAP AND UI-CAP SS ULTRA-FLEX

STAINLESS STEEL ULTRA-FLEX SL-CAP / UI-CAP ULTRA FLEXIBLE STAINLESS STEEL CAPILLARY ARMOR

SL-CAP



UI-CAP



DESCRIPTION

- Flexible Stainless Steel capillary armor
- Designed for OEM applications where corrosion is an issue and no approvals are required
- Additional Put-ups available

SPECIFICATIONS

- Type 304 stainless steel square-locked (SL-CAP) or fully-interlocked (UI-CAP) capillary armor
- Temperature: +450°F (+232°C) max.

APPLICATIONS

- Applications where corrosion is an issue and where no approvals are required
- Sensor cable protection
- OEM probe cables
- Optical fiber
- Instrumentation
- Temperature measuring devices

SL-CAP



Square-Locked Design



Actual ID Size (inches)	Item ID	Std. Pkg. (feet)	Inside Diameter (inches) Min	Outside Diameter (inches)		Bend Radius (inches)	Weight (lbs/100 ft)
				Min	Max		
1/8	460610-0070	Available in Random Lengths	0.125	0.195	0.207	1	2.3
5/32	460613-0070		0.152	0.232	0.244	1	3.4
3/16	460616-0074		0.183	0.263	0.275	1	3.7
7/32	460619-0070		0.206	0.291	0.306	1	4.1
1/4	460622-0074		0.245	0.330	0.345	1.3	4.8
9/32	460625-0070		0.286	0.361	0.376	1.3	5.4
5/16	460628-0070		0.302	0.412	0.427	1.3	6.7
3/8	460634-0074		0.363	0.473	0.493	1.5	7.9
1/2	460643-0070		0.483	0.603	0.623	1.5	10.8
5/8	460652-0070		0.605	0.735	0.755	2.0	12.2

UI-CAP



Interlocked Design



Actual ID Size (inches)	Item ID	Std. Pkg. (feet)	Inside Diameter (inches) Min	Outside Diameter (inches)		Bend Radius (inches)	Weight (lbs/100 ft)
				Min	Max		
5/32	451550-0070	Available in Random Lengths	0.160	0.255	0.270	1.5	4.2
3/16	451554-0070		0.180	0.275	0.290	1.5	4.9
7/32	451560-0070		0.215	0.310	0.325	1.5	6.6
1/4	451564-0070		0.245	0.340	0.355	1.5	7.3
5/16	451568-0070		0.310	0.405	0.420	1.5	8.9
3/8	451572-0070		0.370	0.485	0.505	2	12
7/16	451574-0070		0.432	0.547	0.567	2.5	14.7
1/2	451576-0070		0.495	0.610	0.630	2.5	16.5



SLB SS BRAIDED MULTIFLEX

STAINLESS STEEL MULTIFLEX SLB FLEXIBLE STAINLESS STEEL CAPILLARY ARMOR WITH STAINLESS STEEL WIRE BRAID

SLB



DESCRIPTION

- Flexible Stainless Steel conduit with a protective stainless steel wire braid cover
- Designed for OEM applications where corrosion is an issue and no approvals are required
- Designed to provide mechanical and EMC protection in critical applications
- This robust, stainless steel braid cover provides a high level of electromagnetic shielding for cables
- Typical applications include the steel, foundry, metalworking and other demanding heavy duty industries
- Additional Put-ups available

SPECIFICATIONS

- Type 304 stainless steel square lock capillary armor with braid (SLB)
- Temperature: +450°F (+232°C) max.

APPLICATIONS

- Applications where corrosion is an issue and where no approvals are required
- Sensor cable protection
- OEM probe cables
- Optical fiber
- Instrumentation
- Temperature measuring devices



Square locked



Trade Size (inches)	Item ID	Inside Diameter (inches)	Outside Diameter (inches)	Bend Radius		Small Carton Feet	Weight lbs/100 ft
		Min	Max	Static (in)	Dynamic (in)		
5/16	107.710.2	0.390	0.531	1.456	2.0	98	35
3/8	107.712.2	0.485	0.622	1.771	2.3	98	41
1/2	107.716.2	0.620	0.807	2.165	3.2	98	55
3/4	107.720.2	0.815	1.000	2.756	4.0	98	75
1	107.726.2	1.030	1.291	3.740	5.0	98	141
1-1/4	107.735.2	1.370	1.595	4.523	6.3	98	207
1-1/2	107.740.2	1.575	1.831	6.500	9.8	49	269
2	107.750.2	2.020	2.283	8.268	11.8	49	399



UIB SS BRAIDED ULTRA-FLEX

STAINLESS STEEL ULTRA-FLEX UIB FLEXIBLE STAINLESS STEEL CAPILLARY ARMOR WITH STAINLESS STEEL WIRE BRAID

UIB



DESCRIPTION

- Flexible Stainless Steel conduit with a protective wire braid cover
- Designed for OEM applications where corrosion is an issue and no approvals are required
- Additional Put-ups available

SPECIFICATIONS

- Type 304 stainless steel fully-interlocked capillary armor with braid (UIB)
- Temperature: +450°F (+232°C) max.

APPLICATIONS

- Applications where corrosion is an issue and where no approvals are required
- Sensor cable protection
- OEM probe cables
- Optical fiber
- Instrumentation
- Temperature measuring devices



Interlocked Design



UIB

Trade Size (inches)	Item ID	Inside Diameter (inches)		Outside Diameter (inches)		Bend Radius (inches)	Standard Reel (feet)	Weight lbs/100 ft
		Min	Max	Min	Max			
5/32	451550-0030	.160	.175	.255	.270	1-1/2	1000	4.2
3/16	451554-0030	.180	.195	.275	.290	1-1/2	1000	4.9
7/32	451560-0030	.215	.230	.310	.325	1-1/2	1500	6.6
1/4	451564-0030	.245	.260	.340	.355	1-1/2	800	7.3
5/16	451568-0030	.310	.325	.405	.420	1-1/2	500	8.9
3/8	451572-0030	.370	.390	.485	.505	2	500	12
7/16	451574-0030	.432	.452	.547	.567	2-1/2	500	14.7
1/2	451576-0030	.495	.515	.610	.630	2-1/2	500	16.5



CORD GRIPS, STAINLESS STEEL AND NICKEL-PLATED BRASS

SEALTITE® DOUBLE SEAL CORD GRIPS UL/CSA



DESCRIPTION

- Two clamping seals are included with each fitting, with the smaller diameter inner seal fitting inside the outer seal
- Seals are made of V0 rated EPDM rubber
- The large diameter outer seal can be used alone on large cable but smaller diameter cable requires use of both clamping seals
- Seals can also be used with braided cables. Before mounting, fold the braid end over the clamping seal(s)
- The extra-robust counter nut provides increased clamping strength
- Secure the fitting to a box using the sealing ring and galvanized steel lock nut

SPECIFICATIONS

- Stainless steel gland, male, consisting of four parts (body, counter nut and inner and outer (two-part) clamping seals)
- Body and counter nut are stainless steel AISI-316, inner and outer clamping seals are EPDM rubber
- Color: Metallic
- Temp. range: -49° F to +221° F (-45° C to +105° C)

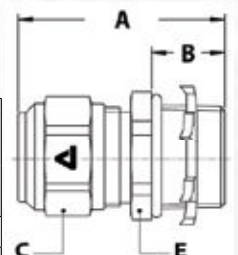
APPLICATIONS

- Relieve strain on Cat5e cable and wiring
- Connect capillary armor or MTC
- Put continuous conduit through walls
- Cleanly connect Greenfield without a clamshell
- Versatile grip ranges from a double seal

STAINLESS STEEL AISI-316



Thread NPT (inches)	Item ID	UL/CSA* Both Seals Min. Diameter	Clamping Range Diameter (inches)		Dimensions (inches)				Weight (lbs/100)	Std. Pkg.
			Both Seals	Outer Seal	A	B	C	E		
1/2	73871292	0.216	0.157 - 0.256	0.256 - 0.335	1.417	0.551	0.669	0.945	10.1	10
1/2	73871692	0.295	0.236 - 0.354	0.354 - 0.472	1.535	0.551	0.866	0.945	11.2	10
3/4	73871892	0.295	0.236 - 0.354	0.354 - 0.472	1.575	0.551	0.866	1.181	15.0	5
3/4	73872092	0.472	0.413 - 0.551	0.551 - 0.669	1.654	0.551	1.063	1.181	16.1	5
1	73872392	0.472	0.413 - 0.551	0.551 - 0.669	1.732	0.630	1.063	1.496	24.0	5
1	73872692	0.669	0.61 - 0.787	0.787 - 0.945	1.811	0.630	1.378	1.496	26.0	5
1-1/4	73873092	0.669	0.61 - 0.787	0.787 - 0.945	1.811	0.630	1.378	1.890	38.6	2
1-1/4	73873592	0.925	0.866 - 1.063	1.063 - 1.220	1.890	0.630	1.693	1.890	40.8	2
1-1/2	73873892	0.925	0.866 - 1.063	1.063 - 1.220	1.969	0.709	1.693	2.165	51.8	2
1-1/2	73874092	1.20	1.161 - 1.378	1.378 - 1.575	2.520	0.709	2.087	2.165	66.1	2



NICKEL-PLATED BRASS

Thread NPT (inches)	Item ID	UL/CSA* Both Seals Min. Diameter	Clamping Range Diameter (inches)		Dimensions (inches)				Weight (lbs/100)	Std. Pkg.
			Both Seals	Outer Seal	A	B	C	E		
1/2	7387122	0.216	0.157 - 0.256	0.256 - 0.335	1.417	0.551	0.669	0.945	10.1	10
1/2	7387162	0.295	0.236 - 0.354	0.354 - 0.472	1.535	0.551	0.866	0.945	11.2	10
3/4	7387182	0.295	0.236 - 0.354	0.354 - 0.472	1.575	0.551	0.866	1.181	15.0	5
3/4	7387202	0.472	0.413 - 0.551	0.551 - 0.669	1.654	0.551	1.063	1.181	16.1	5
1	7387232	0.472	0.413 - 0.551	0.551 - 0.669	1.732	0.630	1.063	1.496	24.0	5
1	7387262	0.669	0.61 - 0.787	0.787 - 0.945	1.811	0.630	1.378	1.496	26.0	5
1-1/4	7387302	0.669	0.61 - 0.787	0.787 - 0.945	1.811	0.630	1.378	1.890	38.6	2
1-1/4	7387352	0.925	0.866 - 1.063	1.063 - 1.220	1.890	0.630	1.693	1.890	40.8	2
1-1/2	7387382	0.925	0.866 - 1.063	1.063 - 1.220	1.969	0.709	1.693	2.165	51.8	2
1-1/2	7387402	1.20	1.161 - 1.378	1.378 - 1.575	2.520	0.709	2.087	2.165	66.1	2

*For UL/CSA pull out strength of 36 lbs., the minimum diameter has been calculated for both seals by adding .059 inch to the normal minimum clamping diameter.

BAYONET FITTINGS

NICKEL-PLATED BRASS FITTINGS



DESCRIPTION

- Nickel-plated brass bayonet cap with a locking feature slot
- Sturdy, durable and corrosion resistant
- Sizes available to fit trade sizes 1/8 or 3/16 inch hose
- Diamond knurl for a firm finger grip

SPECIFICATIONS

- Nickel-plated Brass

APPLICATIONS

- Connect instrumentation armor to an opposing bayonet fitting



BAYONET FITTINGS



Armor Diameter (inches)	Item ID	Features
1/8	512913	Nickel-plated Brass
1/8	512916	No thread, Nickel-plated Brass
1/8	512938	No thread, 2 notch, Nickel-plated Brass
3/16	512914	Nickel-plated Brass
3/16	512915	1 notch, Nickel-plated Brass
3/16	512917	No thread, Nickel-plated Brass
3/16	512918	Nickel-plated Brass, with 8" spring
3/16	512923	2 notches, Nickel-plated Brass

CONDUIT CUTTING INSTRUCTIONS

A clean, square cut of conduit is important for:

- Easy assembly
- Full internal fitting contact with conduit
- Firm fitting grip on the conduit
- Assured liquid tight assembly

Cut Metallic SEALTITE® conduit

- Use a band saw with a 1/2-inch wide x 0.025-inch thick, 24 teeth per inch blade, no set. Blade speed should be approximately 350 feet per minute.
- A hacksaw may be used to cut conduit.
- Do NOT use an abrasive wheel to cut conduit. Abrasion heat may make toxic fumes.
- Do NOT use a reciprocating or jig saw to cut conduit. The blade may warp, making burrs, especially on UI core conduit (conduit larger than 1-1/4 inches).

Cut Non-metallic SEALTITE® conduit

- Cut non-metallic conduit clean and square with a sharp shoe knife. Reduce frictional drag while cutting by applying a small amount of liquid detergent to "wet" the knife.
- Easily cut Type CNP conduit with a sharp parrot nose cable cutter or a PVC pipe cutter.
- Do NOT use a saw to cut non-metallic conduit or burrs may be made on the conduit end.

Custom Cut Lengths (Quotations available upon request.)

- Size range 1/8" to 2"
- Lengths up to 12 feet

ANAMET Electrical Standard Cut Length Tolerances

NOTE: This chart applies if no tolerances appear on drawing or factory orders. This chart does not apply to product when it is to be cut in the "Normal Lie" position.

EXTENDED CUT LENGTHS		TOLERANCES (±)	
FROM	TO	PLUS	MINUS
0 INCHES	8 INCHES	1/4 INCH	0
8 INCHES	18 INCHES	3/8 INCH	0
18 INCHES	36 INCHES (3 FEET)	3/4 INCH	0
36 INCHES (3 FEET)	72 INCHES (6 FEET)	1-1/2 INCHES	0
72 INCHES (6 FEET)	144 INCHES (12 FEET)	3 INCHES	0
144 INCHES (12 FEET)	240 INCHES (20 FEET)	8 INCHES	0
240 INCHES (20 FEET)	588 INCHES (49 FEET)	12 INCHES (1 FOOT)	0
588 INCHES (49 FEET)	OVER 588 INCHES (49 FEET)	24 INCHES (2 FEET)	0



Non-returnable Standard and Small Wooden Reels

ANACONDA SEALTITE® conduit is available on non-returnable wooden reels at no extra cost.

Upon request, conduit type EF, EFST, CW, UA and ZHUA are available on smaller reels with less footage.

Electrical Trades Size (inches)	Reel Flange (inches)	Traverse (inches between flanges)	Core Diameter (inches)	Center Hole (inches)
STANDARD		Dimensions		
3/8 and 1/2	30	18	10	2
3/4	36	26	20	2
1 and 1-1/4	30	22	14-1/2	2
SMALL		Dimensions		
3/8 and 1/2	24	18	13	2
3/4, 1-1/2 and 2	30	17	14-1/2	2

NOTE: Large reels are available by special request.



Standard Small Coils in Cartons

Anaconda SEALTITE® conduit is stored and shipped in corrugated cardboard cartons for stacking and easy identification. Size, type, color and footage are displayed on a carton label. A cutting instruction card is included in each carton.

Smaller coils of Anaconda SEALTITE® types EF, EFST and UA are packed in corrugated cartons with prominent labels. For field installers, the shorter lengths save time, labor and material.

SERVICES FOR STRIPWOUND HOSE



Stripwound hose is available in various metals.

Cut to length

ANAMET can cut hose to specified lengths, to meet design or installation requirements. Please provide information about your requirements so we may meet your needs.

Deburring

ANAMET can deburr hose ends, removing sharp edges or burrs for easier assembly and installation.

Burnishing

ANAMET can burnish stainless steel hose to a bright, mirrorlike finish.

Passivation

ANAMET can perform passivation on stainless steel hose. Passivation is the removal of iron compounds from the surface of stainless steel by chemical dissolution, removing surface contamination and potential for corrosion, without significant affect on the stainless steel.

Braiding

ANAMET can apply a flexible, tubular, metal sheath consisting of interwoven strands of wire around hose, for improved shielding and torque resistance.

Special liquid tight covers

ANAMET applies PVC, TPE, TPU, FEP and Silicone liquid tight jackets to hose. These jacket materials promote durability in a variety of corrosive and harsh operating conditions.

Broad selection of metal hose

ANAMET offers stripwound hose in brass, bronze, galvanized steel and 304 and 316 stainless steel, upon request.



PART NUMBER PAGE INDEX

107.710.2	16	451550-0070	15	512915	19
107.712.2	16	451554-0030	17	512916	19
107.716.2	16	451554-0070	15	512917	19
107.720.2	16	451560-0030	17	512918	19
107.726.2	16	451560-0070	15	512923	19
107.735.2	16	451564-0030	17	512938	19
107.740.2	16	451564-0070	15	515.010.0	14
107.750.2	16	451568-0030	17	515.012.0	14
426008	13	451568-0070	15	515.016.0	14
426009	13	451572-0030	17	515.022.0	14
426019	13	451572-0070	15	515.025.0	14
426029	13	451574-0030	17	515.034.0	14
426039	13	451574-0070	15	515.040.0	14
426049	13	451576-0030	17	515.050.0	14
426059	13	451576-0070	15	7387122	18
435979	11	460610-0070	15	73871292	18
435989	11	460613-0070	15	7387162	18
435999	11	460616-0074	15	73871692	18
436009	11	460619-0070	15	7387182	18
436019	11	460622-0074	15	73871892	18
436029	11	460625-0070	15	7387202	18
436039	11	460628-0070	15	73872092	18
436049	11	460634-0074	15	7387232	18
436059	11	460643-0070	15	73872392	18
434069	11	460652-0070	15	7387262	18
434069	14	512.010.0	12	73872692	18
434079	11	512.012.0	12	7387302	18
434079	14	512.016.0	12	73873092	18
434089	11	512.022.0	12	7387352	18
434089	14	512.025.0	12	73873592	18
434099	11	512.034.0	12	7387382	18
434099	14	512.040.0	12	73873892	18
436149	11	512.050.0	12	7387402	18
436159	11	512913	19	73874092	18
451550-0030	17	512914	19		





OVER 100 YEARS OF **FLEXIBLE** **SAFETY**

ANAMET ELECTRICAL, INC.
1000 BROADWAY AVE. EAST
MATTOON, IL 61938

PHONE: (800) 230-3718
FAX: (800) 677-2706
ANAMETINDUSTRIALSOLUTIONS.COM
INFO@ANAMETINDUSTRIALSOLUTIONS.COM

ANAMET INDUSTRIAL SOLUTIONS
ANACONDA SEALTITE®

